

USER GUIDE

TO FILL ONLINE APPLICATION FORM AND FEE PAYMENT

FOR

Dr.BRAOU Ph.D Entrance Test: 2023-24

URL: <https://ts-braouphdcet.aptonline.in>



Phone: 040-23544741, 040-2368041, 040-23541376, 23680240/241.

Mobile No.: 91-9154114978

E-Mail Id: info.drbraou@gmail.com



Dr. B.R. AMBEDKAR OPEN UNIVERSITY

డా. బి. ఆర్. అంబేద్కర్ సార్వత్రిక విశ్వవిద్యాలయం

EDUCATION AT YOUR DOORSTEP

All the candidates, you are required to fill the mandatory details in your application form for successful submission of the **BRAOU Ph.D Entrance Test: 2023-24** Application form. Therefore, you are advised to keep all the MANDATORY/OPTIONAL details with you before you proceed to Fill Online Application Form.

- ❖ User guide provides information to the candidates to help filling of the Online Application Form.
- ❖ The candidate should have **E-Mail ID (Personal)**. If he/she does not have then it is required to create E-Mail ID.
- ❖ The candidate should have **Mobile Number (Personal)**. If he/she does not have then it is Mandatory.
- ❖ The candidates are advised to read carefully the **General Instructions** before Applying.

Visit the Official Website:

- ❖ Candidate need to visit the Official Website of Dr.BRAOU Ph.D Entrance Test-2023-24 For this, on your device browser type the website address- <https://ts-braouphdcet.aptonline.in>, press enter button and you will see the website screen.

The following System Requirements need to be available to comfortably browse Official Website BRAOU Ph.D EntranceTest-2023-24 official website- <https://ts-braouphdcet.aptonline.in>

System Requirements:

For better viewing of Dr.BRAOU Ph.D Entrance Test: 2023-24 website and smooth Application submission through online mode and the candidates are hereby informed that the following computer System Requirements are most desirable:

Internet Browser: Internet Explorer 6.0 and above/ Google Chrome

Screen Resolution: 600 * 800

PDF Reader: Adobe acrobat reader 8.0 and above

Browser Settings: Disable the pop up blocks and uninstall all the Script blockers

The Mandatory Details Required To Fill Of Online Application Form:

| S.NO | Details Required | Documents To Be Referred |
|-------------|--|---|
| 1. | TS/AP Online Transaction ID (if payment is being made through AP Online or TS Online centre) | Receipt from TS Online or AP Online centre |
| | Debit Card/Credit Card/Net Banking details(if the payment is to be done through Debit Card/Credit Card/Net Banking details) | Debit Card /Credit Card/Net Banking |
| 2. | Aadhaar Card Number | Aadhaar Card |
| 3. | Qualifying Exam PG Hall Ticket Number Name of the Qualifying g PG(Allied Courses) | Marks memo/ Hall Ticket Number of Degree/equivalent |
| 4. | Entrance Test Applied for BRAOU Ph.D:2023-24 | Eligibility Criteria Mentioned in the BRAOU Ph.D:2023-24 website |
| 5. | Date of Birth | As Mentioned in the Birth Certificate/SSC (or) Equivalent Certificate |
| 6. | Category (SC, ST, BC etc.) Application Number of the Caste Certificate | Caste certificate issued by the MRO / Competent authority |
| 7. | Special Category(PWD) | The Certificate issued by the competent authority |

Dr.BRAOU Ph.D Entrance Test: 2023-24

FEE PAYMENT AND APPLICATION FORM FILLING FLOW CHART

Mode of Payment (Any of the 2 Modes mentioned below)

VISIT: <https://ts-braouphdcet.aptonline.in>& Click on “Pay Registration Fee”

Payment of Registration Fee

Mode of Payment (Any of the 2 Modes mentioned below)

| TS Online /AP Online | Debit Card / Credit Card / Net Banking |
|---|---|
| <ol style="list-style-type: none"> 1. Choose your nearest TS/ AP Online Centre 2. Visit any of the above centers with the following mandatory details like <ol style="list-style-type: none"> a) Aadhaar Card Number b) Qualifying Exam PG Hall Ticket Number and Name of the Qualifying PG. c) Candidate's Name d) Father's Name e) Mother's Name f) Date of Birth g) Candidate's/ Student's Mobile Number h) Name of the Subject Applying For Ph.D Entrance Test <p>Programme applying for Ph.D</p> | <ol style="list-style-type: none"> 1) If you choose the payment using Debit Card / Credit Card / Net Banking Mode, go through the Instructions Booklet carefully and be ready with ALL the required details to Fill Online Application Form. 2) Click on “Fill Application Form” link and proceed by the filling required details. |
| <p>You will receive a Receipt Form of the Registration Fee Payment containing a Transaction ID from the payment Centre.</p> | <p>You will be redirected to the Payment Gateway Site</p> <p>Note: During the Payment process, don't click on back / Refresh button. Also don't close the Browser page abruptly.</p> |
| <p>Visit– https://ts-braouphdcet.aptonline.in along with the Receipt Form.</p> | <p>After your Payment is Successful, (A “Payment Reference ID” will appear on the screen. Note down the “Payment Reference ID” then proceed with the Application Form Filling Process).</p> |

Dr.BRAOU Ph.D ENTRANCE TEST: 2023-24 FEE PAYMENT &

ONLINE APPLICATION FORM FILLING PROCEDURE

VISIT - <https://ts-braouphdcet.aptonline.in>

On your Internet Browser (preferably Internet Explorer version 6.0 and above / Google Chrome) type the website address – <https://ts-braouphdcet.aptonline.in>, press ENTER button and you will see the following screen displayed on the computer screen.



Dr. B.R. AMBEDKAR OPEN UNIVERSITY

డా. బి. ఆర్. అంబేద్కర్ సార్వత్రిక విశ్వవిద్యాలయం

EDUCATION AT YOUR DOORSTEP

HOME USER MANUAL CONTACT US

INFORMATION

- Notification / Fee Particulars
- Important Dates
- Examination Schedule
- Information Brochure
- List of Entrance Test Subjects
- Syllabus

APPLICATION

- Application Fee Payment
- Check Application Fee Payment Status
- Fill Application Form
- Print Application Form

LATEST NEWS

- Submission & Registration of Online Applications Starts From 4th April 2024
- Application Forms will be accepted through online mode only
- Payment can be made through Debit Card, Internet Banking
- The Registration fee for online submission of application form is ₹ 1500/- (₹ 1000/- in case of SC/ST/BC/PWD candidates).
- Last Date(s) for Submission of Online Applications without late fee : 03-05-2024 with a late fee of ₹ 500/- : 12.05.2024

[Privacy Policy](#)

[Terms & Conditions](#)

[Disclaimer](#)

[Refund & Cancellation Policy](#)

© Copyright BRAOU Ph.D - 2023. All Rights Reserved.

Design & Developed by **TSOnline**

Process of BRAOU Ph.D Entrance Test: 2023-24

| | |
|---|---|
| Application Fee Payment | Candidate can make Online Fee Payment through this option |
| Check Application Fee Payment Status | Candidate can check Success/Failure status of Fee Payment |
| Fill Application Form | After fee payment either by cash at TS Online / AP Online Center or by money transfer using Debit Card / Credit Card/Net Banking modes, candidate should fill in the Application through this option. |
| Print Application Form | After submission of application form, candidate can print the submitted form. |

Application Fee Payment

Click on the “Application Fee Payment” link as shown encircled below. A new page will appear on the screen

The screenshot shows three main menu sections: INFORMATION (blue), APPLICATION (purple), and LATEST NEWS (green). The APPLICATION menu is expanded, and the 'Application Fee Payment' link is highlighted with a red box. Other links in the APPLICATION menu include 'Check Application Fee Payment Status', 'Fill Application Form', and 'Print Application Form'. The LATEST NEWS section contains information about online application submission, including dates and fees.

After clicking on “Application Fee Payment” link the following “Payment Verification” web page will appear.

Fee Payment for BRAOU Ph.D Entrance Test 2023-2024

Qualifying Exam PG Hall Ticket Number * :

Aadhar Card Number * :

Candidate's Name * :

Date of Birth * (as per SSC or Equivalent) :

Mobile Number * : (In future the information will communicate to this number)

Mobile Number Mentioned Above Is My * : Self Father Mother Relative

Alternate Mobile Number :

E-Mail ID * : (In future the information will communicate to this email id)

Category * : OC BC_A BC_B BC_C BC_D BC_E SC ST

PWD: YES NO

Name Of The Subject Applying For Ph.D Entrance Test * : (A Candidate has to select only one subject)

Payment Type * : Net Banking (Others) Credit Card

NOTE: In case your account is debited and the website gets disconnected before payment receipt generation, kindly compulsory check your Payment Status using [Payment Status](#) option by providing your details. If you get message "Payment Details Not Found", candidate is requested to go for a fresh payment and the amount for the failure transaction will be refunded to their debited bank account in 5 working days.

[Privacy Policy](#)

[Terms & Conditions](#)

[Disclaimer](#)

[Refund & Cancellation Policy](#)

Fill in all the details in the respective fields and Click on the encircled button **“Proceed to Payment”**.

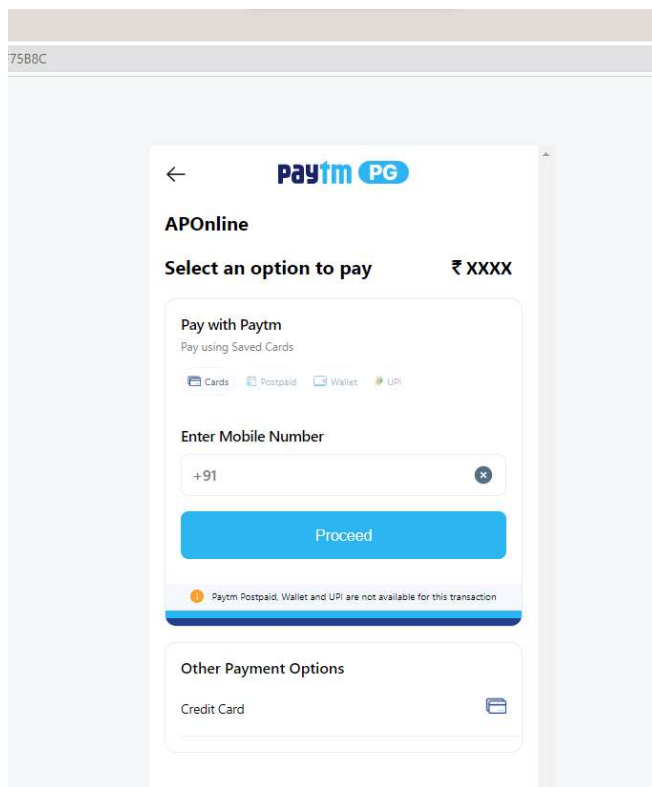
Below screen shows sample Filled in Form for Registration Fee Payment.

☰ Fee Payment for BRAOU Ph.D Entrance Test 2023-2024

| | | |
|---|--|--|
| Qualifying Exam PG Hall Ticket Number * : | <input type="text" value="23456789"/> | |
| Aadhar Card Number * : | <input type="text" value="987654321123"/> | |
| Candidate's Name * : | <input type="text" value="TEST"/> | |
| Date of Birth * (as per SSC or Equivalent) : | <input type="text" value="30/06/2002"/> | |
| Mobile Number * : | <input type="text" value="1234567789"/> | (In future the information will communicate to this number) |
| Mobile Number Mentioned Above Is My * : | <input checked="" type="radio"/> Self <input type="radio"/> Father <input type="radio"/> Mother <input type="radio"/> Relative | |
| Alternate Mobile Number : | <input type="text" value="123456789"/> | |
| E-Mail ID * : | <input type="text" value="TEST@GMAIL.COM"/> | (In future the information will communicate to this email id) |
| Category * : | <input checked="" type="radio"/> OC <input type="radio"/> BC_A <input type="radio"/> BC_B <input type="radio"/> BC_C <input type="radio"/> BC_D <input type="radio"/> BC_E <input type="radio"/> SC <input type="radio"/> ST | |
| PWD: | <input type="radio"/> YES <input checked="" type="radio"/> NO | |
| Name Of The Subject Applying For Ph.D Entrance Test * : | <input type="text" value="COMMERCE"/> | (A Candidate has to select only one subject) |
| Name Of Qualifying PG * : | <input type="text" value="Chartered Accountancy (Final)"/> | |
| Payment Type * : | <input checked="" type="radio"/> Net Banking (Others) <input type="radio"/> Credit Card | |
| Exam Fee : | Rs. 1500.00/- | |
| Total Amount : | Rs. 1500.00/- | |

Fill in **ALL** the mandatory details given in the above webpage. The details of **Qualifying Exam PG Hall Ticket Number, Name of the Qualifying PG, Aadhaar Card Number Candidate's Name, Date of Birth, Candidate's/ Student's Mobile Number, Alternative Mobile Number (Self/ Father/Mother/Relative), E-Mail ID Personal, Category, PWD, Name of the Subject Appling For Ph.D Entrance Test and Select the Payment Type.**

After entering the correct and mandatory details the web page of Payment through Debit Card/Credit Card/ Net Banking, the web page given below will open. Select the card type (VISA or Master Card or Maestro) mentioned on the card and click the encircled button to **“PAY”**. [Be ready with the Card Related Details (Card number, Expiry date, CVV number, Security Code etc). (Payment gateway page is shown below for ref.)]

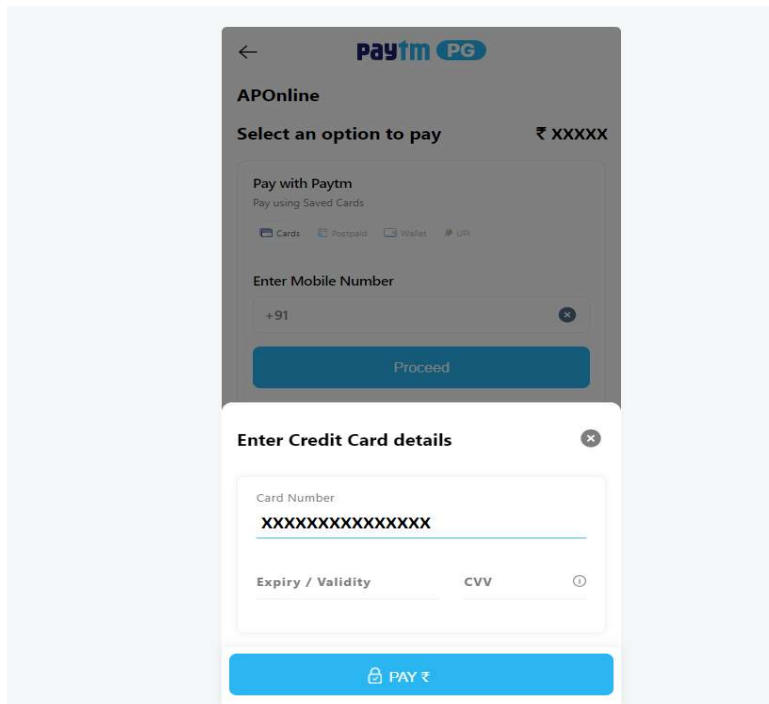


NOTE 1: During the Payment process, DO NOT double clicks on Buttons or clicks on Back/Refresh buttons or DO NOT close the Browser web page abruptly.)

NOTE 2: The candidate can use any Bank Card (Debit/Credit/Net Banking) provided it is either VISA (or) MASTER CARD (or) MAESTRO type.

NOTE 3: Applicants are required to read Refund and Cancellation policy.

For example, the Candidate may possess a State Bank of India Debit Card/Credit Card (or) Union Bank Debit Card/ Credit Card (or) ANY Bank Debit Card/Credit Card and the candidate has to identify what is the Card Type Logo on his/her card as given below.



After the relevant **Card Type** logo is selected by the candidate, click on the button **“PAY”** and the control will automatically take you to the **“BANK PAYMENT GATEWAY”** Screen.

For example, after filling the mandatory details the control will lead you to the **“Bank payment Gateway”** web page then Click on and click on **“PAY”** “button as shown above.

The confirmation of successful payment of Registration Fee as shown with the Transaction is Successful item in the below screen” Payment Status” along with Payment Reference ID

After successful payment web page automatically redirect to page shown below.

☰ BRAOU Ph.D Entrance Test 2023-2024 - Payment Success

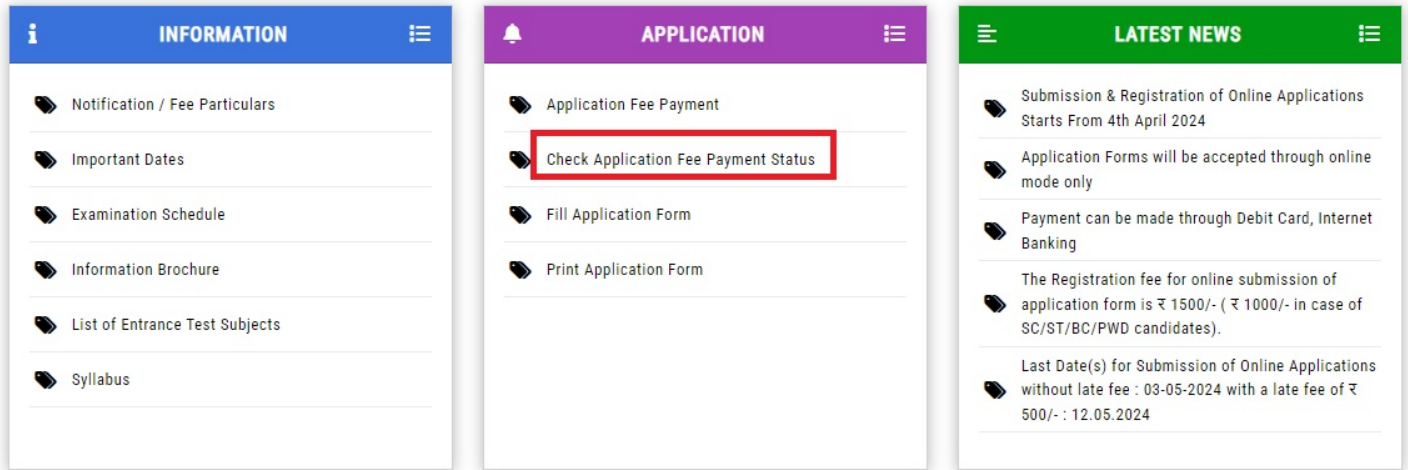
Your Payment done Successfully

| | | |
|---------------------------------------|---|--------------------|
| Payment ID | : | CT20000082AB |
| Candidate's Name | : | TEST |
| Qualifying Exam PG Hall Ticket Number | : | 23456789 |
| Payment Reference Number | : | PAYUB060354545D4DD |
| Mobile Number | : | 9959127987 |
| Total Amount | : | 1015.50 |

Note : Please note the above mentioned Payment ID for all your future correspondence

[Proceed to Fill Application](#)

After completion of Fee Payment, Candidate can check the Status of the Payment using below screen by clicking on **Check Application Fee Payment Status** tab in the home page as shown encircled below. A new page will appear on the screen.



After clicking on **Check Application Fee Payment Status** tab the following screen will be displayed.

The form has a dark red header with the text 'Know your Payment Status'. Below the header, there are two input fields: 'Qualifying Exam PG Hall Ticket Number *' and 'Mobile Number *'. The first field contains the text 'Enter Qualifying Examination Hall Ticket I' and the second contains 'Enter Contact Mobile Number'. To the right of these fields is a green button labeled 'Check Payment Status'.

Enter all the details like Qualifying Exam PG Hall Ticket Number & Mobile Number, then click on **“Know Your Payment Status”** button as shown in the below screen.

This screenshot is identical to the previous one, but the 'Check Payment Status' button is highlighted with a red rectangular box.

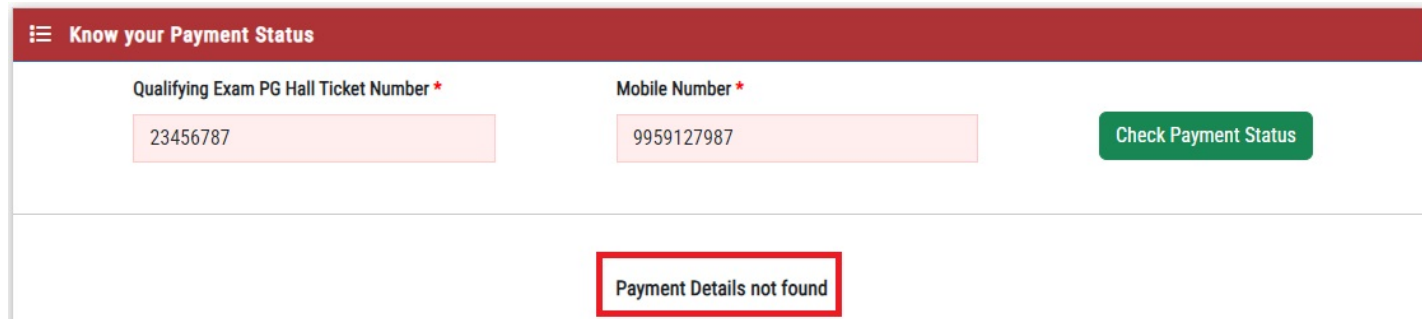
After clicking on the **“Check Payment Status”** button the following status of the payment screen will be displayed.

The form shows the 'Check Payment Status' button has been clicked. The input fields now contain the values '23456789' and '9959127987'. Below the form is a table with the following data:

| S.No. | Payment Reference ID | Status |
|-------|----------------------|---------|
| 1 | CT20000082AB | SUCCESS |

NOTE: -

In case your amount is debited and the website gets disconnected before payment receipt generation, kindly compulsory check to your payment status using payment status option by providing in the website. If you get message pop-up **“Payment details not found”**, candidate is requested to go for a fresh payment.



If payment status is **“Payment Details not found**, repeat the procedure starts from the **Application Fee Payment**. The amount deducted from your account made in the first attempt will be refunded or rolled back into your account with in 5 to 7 working days from the Bank.

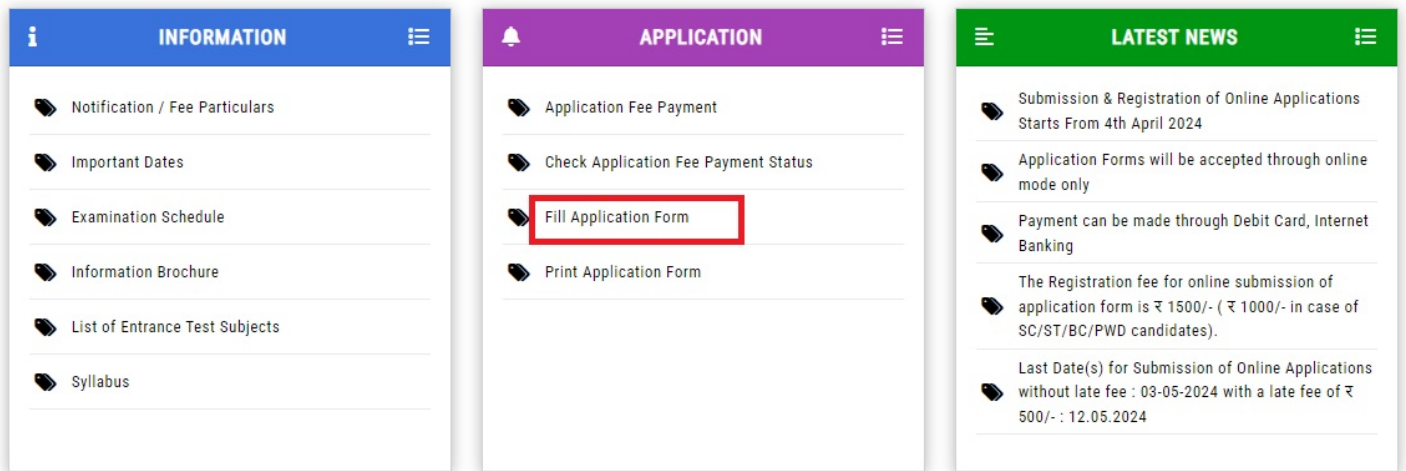
Fill Application Form

Candidate has two options either to Proceed to Fill Application immediately or at a later date. Click on **“Proceed to Fill Application”** to fill the application immediately and you will be taken to the Application screen as described in Fill Application Form. If you choose another day to fill the application simply close the window unit such case, you need to start from Fill Application Form.

In some rare cases if the amount is deducted from your account but the message **“Transaction is Successful”** (or) the **Payment Reference ID** is not displayed, then you can use **“Check Application Fee Payment Status”** has described in the **website**.

Otherwise pay the Application Fee Payment again as in Application Fee Payment. The amount was deducted from your account made in your attempt will be refunded or rolled back into your account from the Bank.

Click on **“Fill Application Form”** tab in home page as shown in the below screen



After clicking on **“Fill Application Form”** tab, the following webpage will be displayed.

NOTE: In case you have not paid the fee yet, please visit this page ([Click Here](#)) and pay the fee first.

| | | | |
|---|--|--|---|
| Payment Reference ID * | Qualifying Exam PG Hall Ticket Number * | Mobile Number * | Date of Birth * (dd/mm/yyyy) |
| <input type="text" value="Enter Payment Reference ID"/> | <input type="text" value="Enter Qualifying Exam PG Hall Ticke"/> | <input type="text" value="Enter Mobile Number"/> | <input type="text" value="Select Date of Birth"/> |

[Proceed to Fill Application](#)

Furnish the same Payment Reference ID, Qualifying Exam PG Hall Ticket Number, Mobile Number and Date of Birth as given in Application Fee Payment and Click on **“Proceed to Fill Application”** button as shown in the screen below..

NOTE: In case you have not paid the fee yet, please visit this page ([Click Here](#)) and pay the fee first.

| | | | |
|---|--|--|---|
| Payment Reference ID * | Qualifying Exam PG Hall Ticket Number * | Mobile Number * | Date of Birth * (dd/mm/yyyy) |
| <input type="text" value="CT20000010D7"/> | <input type="text" value="2310213247"/> | <input type="text" value="123567890"/> | <input type="text" value="24/08/2000"/> |

[Proceed to Fill Application](#)

After clicking on **“Proceed to Fill Application”** button, the following page will be displayed. Enter all the details and Click on Proceed to **“Preview/Submit”** button as shown in the below screen.

Payment Reference ID *

CT20000082AB

Qualifying Exam PG Hall Ticket Number *

23456789

Mobile Number *

9959127987

Date of Birth * (dd/mm/yyyy)

30/06/2002

☰ BRAOU Ph.D Entrance Test 2023-2024 APPLICATION FORM

Subject in which the candidate desires to write BRAOU Ph.D Entrance Test : [\(Refer to Information Brochure\)](#)

Entrance Test Faculty *

FACULTY OF ARTS

Subject *

ENGLISH

1. Candidate Details

Candidate's Name *

TEST

(as per SSC or Equivalent Records)

Father's Name *

ENTER FATHER'S NAME

(as per SSC or Equivalent Records)

Mother's Name *

ENTER MOTHER'S NAME

(as per SSC or Equivalent Records)

Date of Birth * (dd/mm/yyyy)

30/06/2002

Gender *

Male Female Transgender

Aadhaar Card Number*

912966432292

Birth State *

--Select--

Category Details

Category

OC

Special Reservation Category

PWD (Persons With Disabilities)

- VH (Visually Handicapped)
 HI (Hearing Impaired)
 OH (Orthopedically Handicapped)

Local Area Status *

- Telangana
 Andhra Pradesh
 Other State other than AP & TS

2. Address Details

House No. (or) C/O *

Enter House No.(or) C/O

Village / Street / Locality *

Enter Village / Street / Locality

Mandal / Town / City *

Enter Mandal / Town / City

District *

Enter District

State *

Enter State

Pin Code *

Enter Pin Code

Mobile Number *

9959127987

Alternate Mobile Number

Enter Alternate Mobile Number

Telephone Number (Landline)

Enter TelePhone Number (Landline)

E-Mail Id *

srilakshmir2425@gmail.com

3. Qualifying Examination

Qualifying Exam PG Hall Ticket Number *

23456789

Name of the Qualifying PG *

M.A English

Name of the University / Institute *

Enter Name of the University / Institute

Name of the College *

Enter Name of the College

Year of Passing the Qualifying Exam *

--Select--

Select One *

CGPA / GPA Percentage

Degree or Equivalent *

Urban Rural

Degree Hall Ticket No *

Enter Degree Hall Ticket No

Month of Passing *

--Select--

Year of Passing *

--Select--

Whether Qualified at the UGC-NET,UGC-NET/JRF,CSIR-NET,CSIR-NET/JRF,SET/SLET,M.PHIL

Are You Qualified/Awarded *

Yes No

4. Entrance Test Centre

Hyderabad

Photo & Signature



Photo (<50kb jpg, jpeg)

Choose File No file chosen

Signature (<30kb jpg, jpeg)

Choose File No file chosen

I have carefully gone through the instruction Booklet and I am conversant with the instructions. I shall abide by the eligibility conditions and other regulations to be satisfied for appearing at the entrance test and admission into any course prescribed. Further, I assure that, I will not involve in any malpractice or illegal activities in the entrance test. In case, I have furnished any false information or involved in any malpractice or illegal activities, I am liable for punishment as per the existing law. I am responsible for the correctness of the above details filled in by me and the COE, BRAOU Ph.D Entrance Test 2023-2024 is not responsible in any way. Mere appearing for the entrance examination does not confer any right for me to take admission.

SAVE : Will record the partially filled details in the Database. The same can be retrieved at your convenience and you can continue to fill the rest and submit the form.

PREVIEW / SUBMIT : You will have a chance to preview your application and then finally confirm your application by clicking on Confirm button.

Save

Preview / Submit

[Privacy Policy](#)

[Terms & Conditions](#)

[Disclaimer](#)

[Refund & Cancellation Policy](#)

© Copyright BRAOU Ph.D - 2023. All Rights Reserved.

Design & Developed by

Save: After Clicking on “**Save**” button then automatically records the partially filled details in the database.

I have carefully gone through the instruction Booklet and I am conversant with the instructions. I shall abide by the eligibility conditions and other regulations to be satisfied for appearing at the entrance test and admission into any course prescribed. Further, I assure that, I will not involve in any malpractice or illegal activities in the entrance test. In case, I have furnished any false information or involved in any malpractice or illegal activities, I am liable for punishment as per the existing law. I am responsible for the correctness of the above details filled in by me and the COE, BRAOU Ph.D Entrance Test 2023-2024 is not responsible in any way. Mere appearing for the entrance examination does not confer any right for me to take admission.

SAVE : Will record the partially filled details in the Database. The same can be retrieved at your convenience and you can continue to fill the rest and submit the form.

PREVIEW / SUBMIT : You will have a chance to preview your application and then finally confirm your application by clicking on Confirm button.

Save

Preview / Submit

By clicking on “**SAVE**” button, candidate can view the following web page as shown in the below screen



Preview/Submit: After clicking on “**Preview/Submit**” button then automatically redirect to Preview/ Confirm options your Application as given in the below Screen.

I have carefully gone through the instruction Booklet and I am conversant with the instructions. I shall abide by the eligibility conditions and other regulations to be satisfied for appearing at the entrance test and admission into any course prescribed. Further, I assure that, I will not involve in any malpractice or illegal activities in the entrance test. In case, I have furnished any false information or involved in any malpractice or illegal activities, I am liable for punishment as per the existing law. I am responsible for the correctness of the above details filled in by me and the COE, BRAOU Ph.D Entrance Test 2023-2024 is not responsible in any way. Mere appearing for the entrance examination does not confer any right for me to take admission.

SAVE : Will record the partially filled details in the Database. The same can be retrieved at your convenience and you can continue to fill the rest and submit the form.

PREVIEW / SUBMIT : You will have a chance to preview your application and then finally confirm your application by clicking on Confirm button.

Save

Preview / Submit

After furnishing **ALL** the required data and correct particulars, **thoroughly verify** the details and **go through the Declaration** at the end of the page. Select the encircled check box against – “**I accept the Terms & Conditions**” if you are done with Online Application Form filling. Then, press the encircled “**Preview/Submit**” button to proceed to the next page as shown.

I have carefully gone through the instruction Booklet and I am conversant with the instructions. I shall abide by the eligibility conditions and other regulations to be satisfied for appearing at the entrance test and admission into any course prescribed. Further, I assure that, I will not involve in any malpractice or illegal activities in the entrance test. In case, I have furnished any false information or involved in any malpractice or illegal activities, I am liable for punishment as per the existing law. I am responsible for the correctness of the above details filled in by me and the COE, BRAOU Ph.D Entrance Test 2023-2024 is not responsible in any way. Mere appearing for the entrance examination does not confer any right for me to take admission.

SAVE : Will record the partially filled details in the Database. The same can be retrieved at your convenience and you can continue to fill the rest and submit the form.

PREVIEW / SUBMIT : You will have a chance to preview your application and then finally confirm your application by clicking on Confirm button.

Save

Preview / Submit

By clicking on **“Preview/submit”** button, candidate can view the Filled Online Application Form as shown below screen.

☰ BRAOU Ph.D Entrance Test 2023-2024 PREVIEW FORM

Subject in which the candidate desires to write BRAOU Ph.D Entrance Test: (Refer to Information Brochure)

| Subject Code | Subject Name |
|--------------|--------------|
| 01 | ENGLISH |

1. Candidate Details

| | | |
|---|---|--|
| Candidate's Name TEST | Father's Name TEST | Mother's Name TEST |
| Date of Birth (dd/mm/yyyy) 30/06/2002 | Gender FEMALE | Aadhaar Card Number 912966432292 |
| Birth State TELANGANA | Birth District BHADRADRI KOTHAGUDEM | |

Category Details

Category
OC

Special Reservation Category

| | |
|---|--|
| PH (Physically Handicapped) VH (Visually Handicapped) :YES HI (Hearing Impaired) :YES OH (Orthopedically Handicapped) :NO | Do You Require Scribe? YES Note: Please mail to info.drbraou@gmail.com COE, BRAOU- 2023-2024 with necessary proofs for the allotment of scribe. Sadarem Number 09876543456789 |
|---|--|

Local Area Status
Telangana

2. Address

| | | |
|---|--|-------------------------------------|
| House No. (or) C/O TEST | Village / Street / Locality TEST | Mandal / Town / City TEST |
| District TEST | State TEST | Pin Code 523270 |
| Mobile Number 9959127987 | Alternate Mobile Number | Telephone Number (Landline) |
| E-Mail Id srilakshmir2425@gmail.com | | |

3. Qualifying Examination

| | | |
|--|---|--|
| Qualifying Exam PG Hall Ticket Number 23456789 | Name of the Qualifying PG M.A ENGLISH | |
| Name of the University / Institute TEST | Name of the College TEST | Year of Passing the Qualifying Exam 2021 |
| Result Status Percentage | Percentage 98 | |
| Degree or Equivalent | | |
| Degree Hall Ticket No TEST | Month of Passing April | Year of Passing 2017 |

Whether Qualified at the UGC-NET,UGC-NET/JRF,CSIR-NET,CSIR-NET/JRF,SET/SLET,M.PHIL

Are You Qualified/Awarded :

NO

4. Entrance Test Centre

Hyderabad

Photo & Signature



I have carefully gone through the instruction Booklet and I am conversant with the instructions. I shall abide by the eligibility conditions and other regulations to be satisfied for appearing at the entrance test and admission into any course prescribed. Further, I assure that, I will not involve in any malpractice or illegal activities in the entrance test. In case, I have furnished any false information or involved in any malpractice or illegal activities, I am liable for punishment as per the existing law. I am responsible for the correctness of the above details filled in by me and the COE, BRAOU Ph.D Entrance Test 2023-2024 is not responsible in any way. Mere appearing for the entrance examination does not confer any right for me to take admission.

Modify : Enables the candidate to re-inspect the entire application to correct any errors or mistakes in his/her application.

Confirm / Freeze : To finally submit the application. The data in the application is frozen and no more editing is allowed.

Modify

Confirm / Freeze

[Privacy Policy](#)

[Terms & Conditions](#)

[Disclaimer](#)

[Refund & Cancellation Policy](#)

© Copyright BRAOU Ph.D - 2023. All Rights Reserved.

Design & Developed by

Modify: In case if you wish to do changes of details then click on **Modify** option in the Application as show in below screen display.

I have carefully gone through the instruction Booklet and I am conversant with the instructions. I shall abide by the eligibility conditions and other regulations to be satisfied for appearing at the entrance test and admission into any course prescribed. Further, I assure that, I will not involve in any malpractice or illegal activities in the entrance test. In case, I have furnished any false information or involved in any malpractice or illegal activities, I am liable for punishment as per the existing law. I am responsible for the correctness of the above details filled in by me and the COE, BRAOU Ph.D Entrance Test 2023-2024 is not responsible in any way. Mere appearing for the entrance examination does not confer any right for me to take admission.

Modify : Enables the candidate to re-inspect the entire application to correct any errors or mistakes in his/her application.

Confirm / Freeze : To finally submit the application. The data in the application is frozen and no more editing is allowed.

Modify

Confirm / Freeze

Confirm/Freeze: If **ALL** the details are correctly entered by the candidates then you can click on Submit button to confirm the Application as show in below screen display.

I have carefully gone through the instruction Booklet and I am conversant with the instructions. I shall abide by the eligibility conditions and other regulations to be satisfied for appearing at the entrance test and admission into any course prescribed. Further, I assure that, I will not involve in any malpractice or illegal activities in the entrance test. In case, I have furnished any false information or involved in any malpractice or illegal activities, I am liable for punishment as per the existing law. I am responsible for the correctness of the above details filled in by me and the COE, BRAOU Ph.D Entrance Test 2023-2024 is not responsible in any way. Mere appearing for the entrance examination does not confer any right for me to take admission.

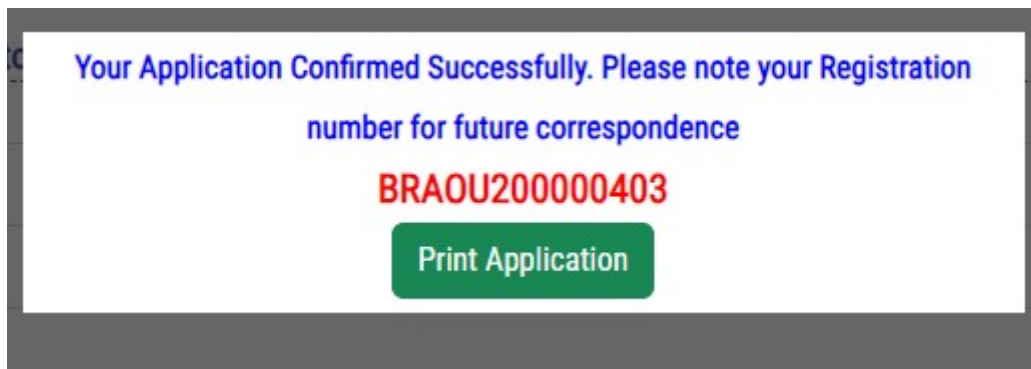
Modify : Enables the candidate to re-inspect the entire application to correct any errors or mistakes in his/her application.

Confirm / Freeze : To finally submit the application. The data in the application is frozen and no more editing is allowed.

Modify

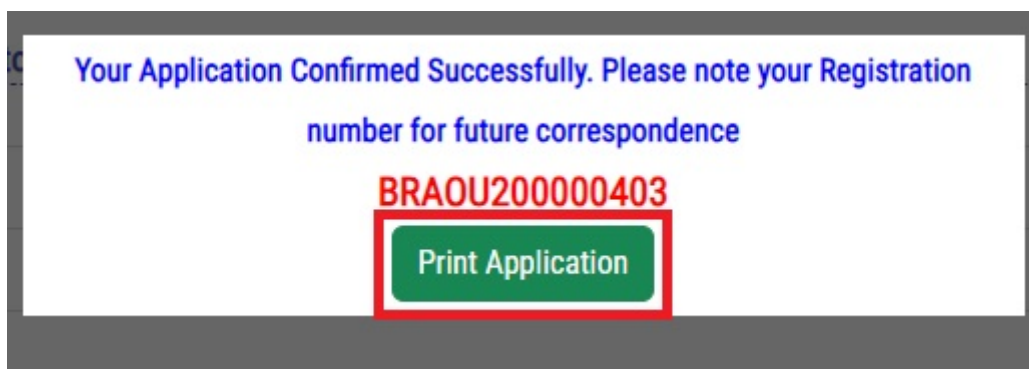
Confirm / Freeze

After Clicking on “**Confirm/Freeze**” button, candidate can view pop up alert message as “**Your Application confirmed successfully. Please note your Registration Number for further correspondence**”.



Candidate can take print application by clicking on “**Print Application**” button which is useful for further correspondence.

By clicking on “**Print Application**”, candidate can view the Dr.BRAOU Ph.D Entrance Test: 2023-24 Application Form as shown in the screen below.



After successful submission of the application form, the candidate will receive a mail to the registered mail id, confirming the successful submission of application.

After Clicking on “**Print Application**” button for taking the printout of the Receipt and click on “**Download**” button for downloading as shown in the below screen.



Dr. B.R. AMBEDKAR OPEN UNIVERSITY

డా. బి. ఆర్. అంబేద్కర్ సార్వత్రిక విశ్వవిద్యాలయం


EDUCATION AT YOUR DOORSTEP

BRAOU Ph.D Entrance Test:2023-24 Application form

1. BRAOU Exam Paper(s) For Ph.D Entrance Test # : ENGLISH
2. (a)Name of the Qualifying PG # : M.A ENGLISH
(b) Qualifying Exam PG Hall Ticket Number # : 23456789
(c) Year of Passing the Qualifying Exam : 2021
(d) Entrance Exam Qualified In : N/A
(e) Entrance Exam Qualified Year : N/A
(f) Entrance Exam Subject Name : N/A
3. (a) Candidate's Name # : TEST
(b) Father's Name # : TEST
(c) Mother's Name # : TEST
(d) Date of Birth (as per SSC or Equivalent) # : 30/06/2002
(e) Birth State, Birth District : TELANGANA - BHADRADRI KOTHAGUDEM
(f) Gender : FEMALE
4. Category : OC
5. Physically Handicapped(VH / HI / OH) : VH / HI / NA
6. (a) Address for Correspondence : TEST, TEST,
(b)Mandal,District : TEST, TEST,
(c)State,Pincode : TEST, 523270
(d) Contact Telephone Number (Mobile) : 9959127987
(e) E-mail Id : srilakshmir2425@gmail.com
(f) Aadhaar Card number : 912966432292
7. Entrance Test Centre : Hyderabad

Preserve the Registration Number for all future correspondence.

REGISTRATION NO. :
BRAOU20000403



8. (a) Fee particulars - Payment through : APONLINE
(b) Payment Reference Id. : CT20000082AB
(c) Amount (in Rs.) : 1000.00



- These Fields CANNOT be edited by candidate, but written request can be made through email to info.drbraou@gmail.com
Remaining fields can be edited by the candidate during the permitted period. For any details contact at 040-23544741, 040-2368041, 040-23541376, 23680240/241.

Declaration : 1) I have carefully gone through the instruction booklet and I am conversant with the instructions. I shall abide by the eligibility conditions and other regulations to be satisfied for appearing at the entrance test and admission into any course prescribed. Further, I assure that, I will not involve in any malpractice or illegal activities in the entrance test. In case, I have furnished any false information or involved in any malpractice or illegal activities, I am liable for punishment as per the existing law. I am responsible for the correctness of the above details filled in by me and the COE, BRAOU Ph.D Entrance Test 2023-2024 is not responsible in any way.

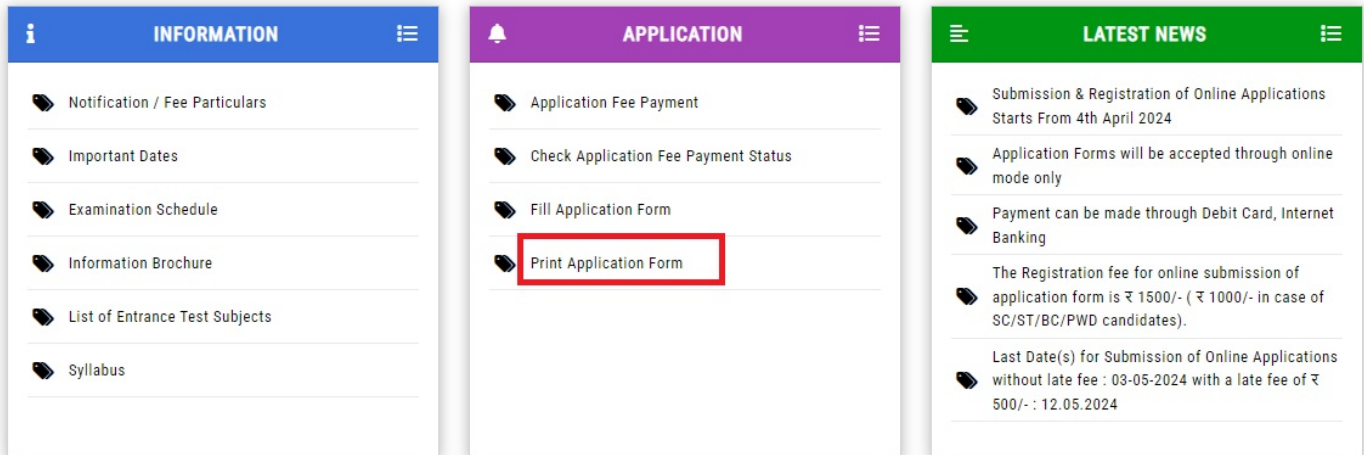
Note: 2) This is computer generated sheet and does not require the signature of the COE, BRAOU

Date : 06/03/2024 03:16 PM

Print

Print Application Form

Later, if the candidate wishes to take the print out of the same page again, he / she can visit <https://ts-braouphdcet.aptonline.in> (home page) and click on encircled item “Print Application Form” as below:



After clicking on “Print Application Form” button, the following page will appear.

The screenshot shows the 'PRINT BRAOU Ph.D Entrance Test 2023-2024 APPLICATION FORM' page. It features four input fields for registration details: Payment Reference ID, Registration Number, Qualifying Exam PG Hall Ticket Number, and Mobile Number. Below these is a Date of Birth field. A green 'Get Application Details' button is centered at the bottom.

Enter all the details like Registration Number, Payment Reference ID, Qualifying Exam PG Hall Ticket Number, Mobile Number & Date of Birth then click on “Get Application Details” as shown in the below screen.

The screenshot shows the same 'PRINT BRAOU Ph.D Entrance Test 2023-2024 APPLICATION FORM' page, but with the input fields filled with example data: Payment Reference ID (CT0029830983), Registration Number (BRAOU489038093), Qualifying Exam PG Hall Ticket Number (3984903840932), Mobile Number (123456789), and Date of Birth (06/03/2024). The 'Get Application Details' button is highlighted with a red rectangular box.

After clicking on “Get Application Details” button, the following “Receipt” page will appear. Click on Print button for taking the printout of the Receipt and click on “Download” button for downloading




Dr. B.R. AMBEDKAR OPEN UNIVERSITY
డా. బి. ఆర్. అంబేద్కర్ సార్వత్రిక విశ్వవిద్యాలయం
EDUCATION AT YOUR DOORSTEP

BRAOU Ph.D Entrance Test:2023-24 Application form

1. BRAOU Exam Paper(s) For Ph.D Entrance Test # : ENGLISH
2. (a) Name of the Qualifying PG # : M.A ENGLISH
(b) Qualifying Exam PG Hall Ticket Number # : 23456789
(c) Year of Passing the Qualifying Exam : 2021
(d) Entrance Exam Qualified In : N/A
(e) Entrance Exam Qualified Year : N/A
(f) Entrance Exam Subject Name : N/A
3. (a) Candidate's Name # : TEST
(b) Father's Name # : TEST
(c) Mother's Name # : TEST
(d) Date of Birth (as per SSC or Equivalent) # : 30/06/2002
(e) Birth State, Birth District : TELANGANA - BHADRADRI KOTHAGUDEM
(f) Gender : FEMALE
4. Category : OC
5. Physically Handicapped(VH / HI / OH) : VH / HI / NA
6. (a) Address for Correspondence : TEST, TEST,
(b) Mandal, District : TEST, TEST,
(c) State, Pincode : TEST, 523270
(d) Contact Telephone Number (Mobile) : 9959127987
(e) E-mail Id : srilakshmir2425@gmail.com
(f) Aadhaar Card number : 912966432292
7. Entrance Test Centre : Hyderabad

Preserve the Registration Number for all future correspondence.

REGISTRATION NO. :
BRAOU200000403



8. (a) Fee particulars - Payment through : APONLINE
(b) Payment Reference Id. : CT20000082AB
(c) Amount (in Rs.) : 1000.00



- These Fields CANNOT be edited by candidate, but written request can be made through email to info.drbraou@gmail.com
Remaining fields can be edited by the candidate during the permitted period. For any details contact at 040-23544741, 040-2368041, 040-23541376, 23680240/241.

Declaration : 1) I have carefully gone through the instruction booklet and I am conversant with the instructions. I shall abide by the eligibility conditions and other regulations to be satisfied for appearing at the entrance test and admission into any course prescribed. Further, I assure that, I will not involve in any malpractice or illegal activities in the entrance test. In case, I have furnished any false information or involved in any malpractice or illegal activities, I am liable for punishment as per the existing law. I am responsible for the correctness of the above details filled in by me and the COE, BRAOU Ph.D Entrance Test 2023-2024 is not responsible in any way.

Note: 2) This is computer generated sheet and does not require the signature of the COE, BRAOU

Date : 06/03/2024 03:16 PM

Print